



APPENDIX A: SMP SURVEY RESULTS






	2019	2020	2021	2022	2023	2024	2025	2026
Water	16.4% (113)	20.0% (144)	23.1% (169)	10.9% (75)	6.5% (45)	22.1% (152)	688	
Diversity and Accessibility	5.7% (36)	10.0% (71)	28.7% (197)	19.7% (135)	11.8% (81)	23.9% (164)	607	
Employee Education	8.5% (45)	12.3% (85)	19.4% (141)	27.0% (178)	34.1% (234)	18.7% (128)	10.8% (74)	17.9% (123)
Supplier Sustainability Engagement	21.0% (145)	11.3% (78)	46.6% (322)	17.9% (123)	11.7% (81)	11.0% (74)	11.4% (78)	3.9% (24)
Community Engagement	11.0% (74)	8.3% (57)	11.4% (78)	64.8% (436)	21.0% (145)	11.7% (81)	11.0% (74)	11.4% (78)
Other (Specify below)								
Number of Suggested Improvements for Table Areas							165	

4. What sorts of



5. How would you...







8. What Sustainability topics would you like to be covered? (Optional Question)

	Response Count
	181
answered question	181
skipped question	521


9. Do you live on or off campus?



10. If you live OFF CAMPUS Enter



11. How often do you visit campus in the next 2 weeks?



12. Which of the following methods of transportation do you use to get to campus most often?

