





Go to [WWW.JMP.COM/STUDENT](http://WWW.JMP.COM/STUDENT). Select  
Select on the Instruction Page.





The screenshot shows the top portion of a login page. At the top, there is a banner with a stylized figure and the text 'UNIVERSITY OF ALASKA'. Below the banner, there are two input fields: one on the left and one on the right labeled 'Email'. Below the left input field is a blue button labeled 'Sign Up'. Below the 'Email' input field is a blue button labeled 'Sign in'. A blue arrow points to the 'Sign Up' button.

The screenshot shows the registration page. At the top, there is a banner with a stylized figure and the text 'UNIVERSITY OF ALASKA'. Below the banner, there are two input fields: one on the left and one on the right labeled 'First Name'. Below the 'First Name' input field is a blue button labeled 'Sign Up'. Below the 'First Name' input field is another input field labeled 'Last Name'. Below the 'Last Name' input field is another input field. Below the 'Last Name' input field is a blue button labeled 'Sign Up'. Below the 'Sign Up' button is a dropdown menu labeled 'English'.

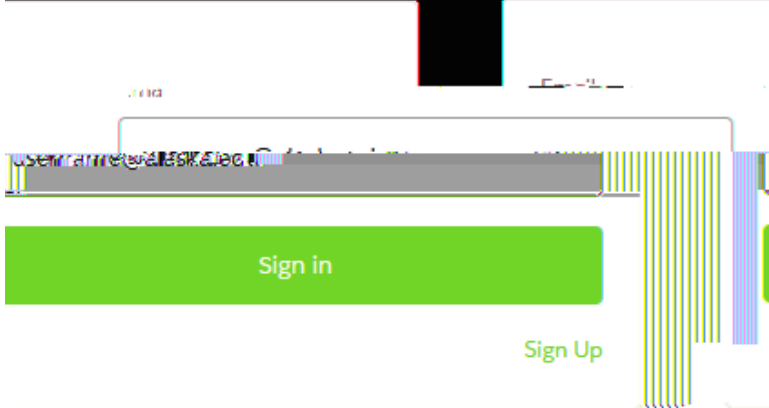







QF H r







Ö^ccä} \* Ûcæ!c^å , äc@ RTÚ

Š^æ!}ä} \* Š!à!æ!^

æ&æå^ { ä& , ^äi}æ! |ä!æ!^ Š^æ!} RTÚ

RTÚ W•^! Ô[ { { ~}äc^





---

Please tell us more.

To expedite the review process, please provide additional information using the form.

The screenshot shows a web form with the following fields and labels:

- NAME (LAST) \*
- FULL LEGAL NAME (FIRST)
- MY EMP LOGIN EMAIL \*
- NAME \*
- COMPANY FULL LEGAL
- MAIL \*
- COMPANY CONTACT E
- ROLE/TITLE \*
- COUNTRY/REGION \*
- Submit